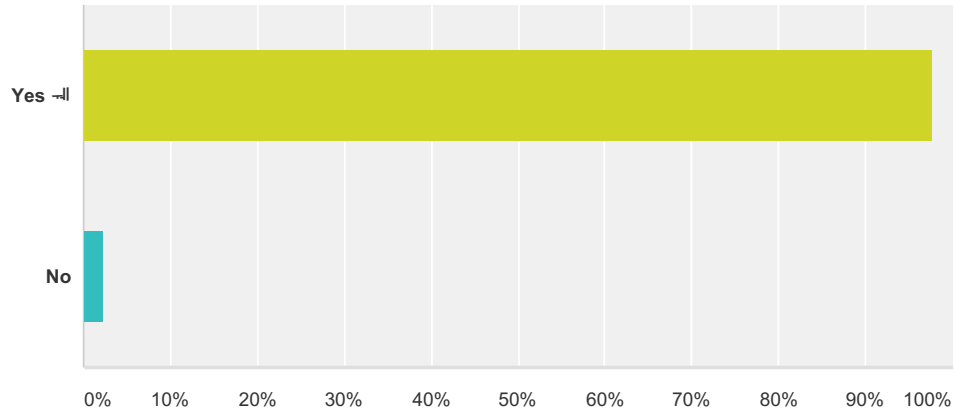


### Q1 Q1: Are you the owner of the property?

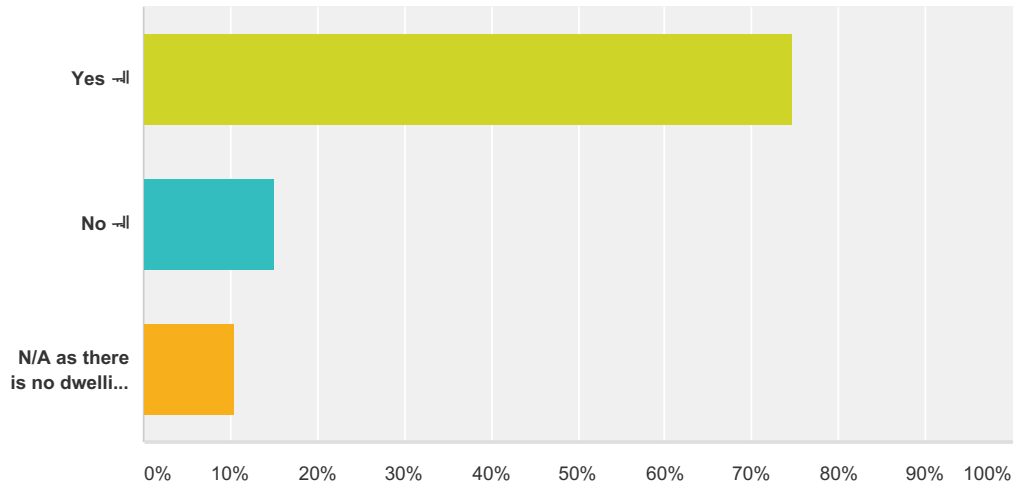
Answered: 88 Skipped: 1



Answer Choices	Responses	
Yes =	97.73%	86
No	2.27%	2
<b>Total</b>		<b>88</b>

### Q2 Q2: Do you reside at the property?

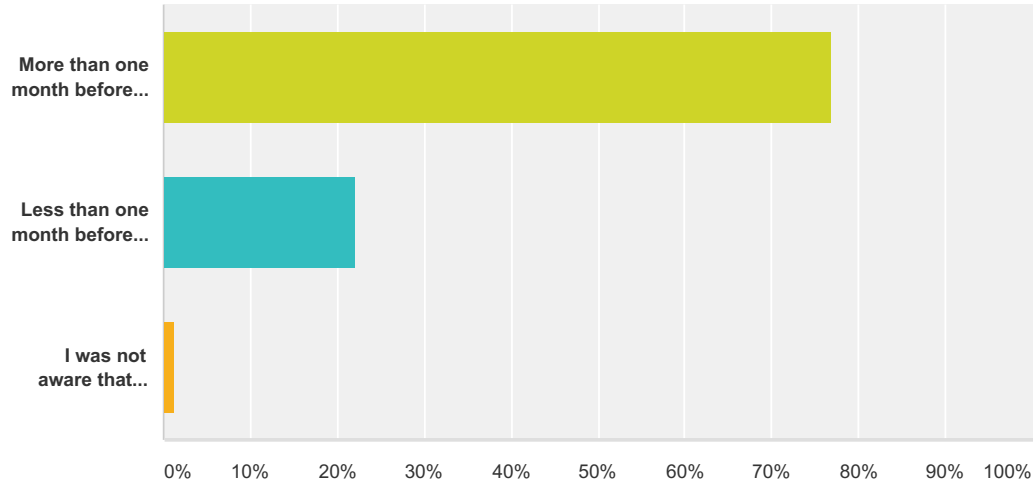
Answered: 87 Skipped: 2



Answer Choices	Responses
Yes =	74.71% 65
No =	14.94% 13
N/A as there is no dwelling at property	10.34% 9
<b>Total</b>	<b>87</b>

### Q3 Q3: When did you become aware that the 2016 Border Ranges Rally was to be held?

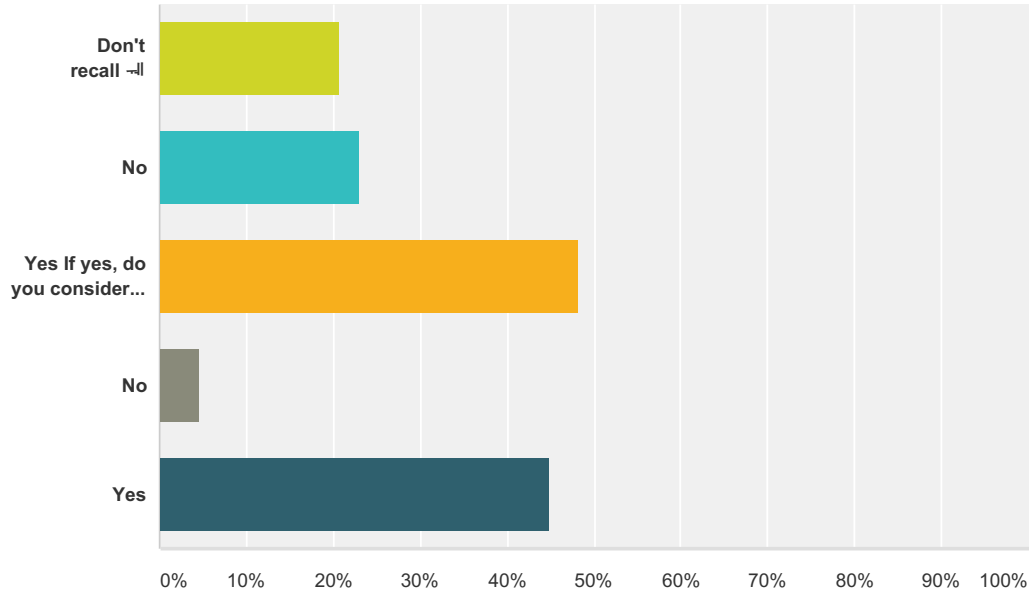
Answered: 86 Skipped: 3



Answer Choices	Responses
More than one month before the event	76.74% 66
Less than one month before the event	22.09% 19
I was not aware that there had been an event held	1.16% 1
<b>Total</b>	<b>86</b>

### Q4 Q4: Did you receive notification from Council prior to the staging of the 2016 Border Ranges Rally?

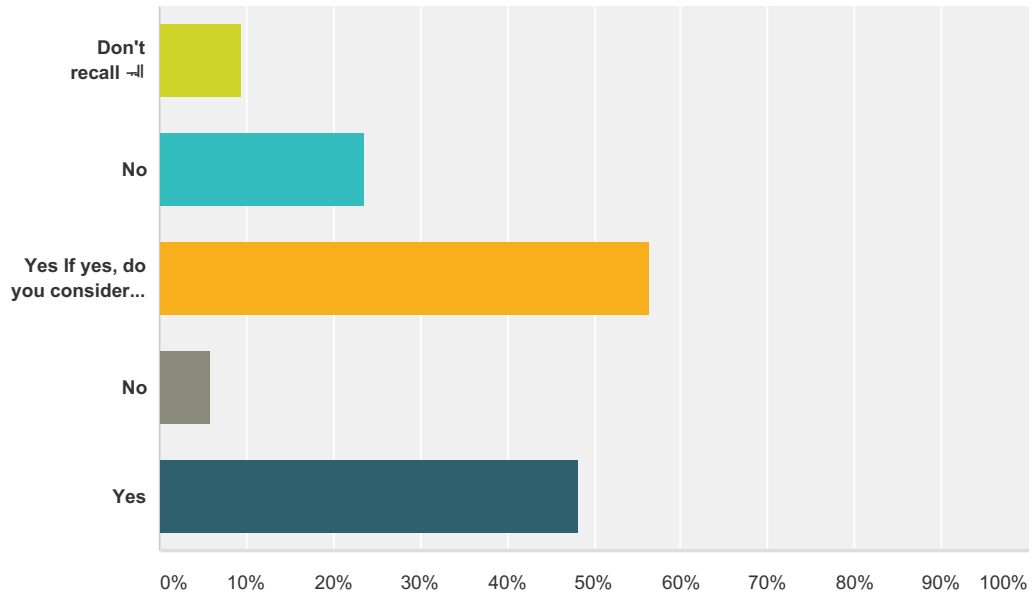
Answered: 87 Skipped: 2



Answer Choices	Responses
Don't recall =	20.69% 18
No	22.99% 20
Yes If yes, do you consider this notification was adequate =	48.28% 42
No	4.60% 4
Yes	44.83% 39
<b>Total Respondents: 87</b>	

**Q5 Q5: Did you receive notification from rally organisers (Gold Coast Tweed Motorsporting Club) prior to the staging of the 2016 Border Ranges Rally?**

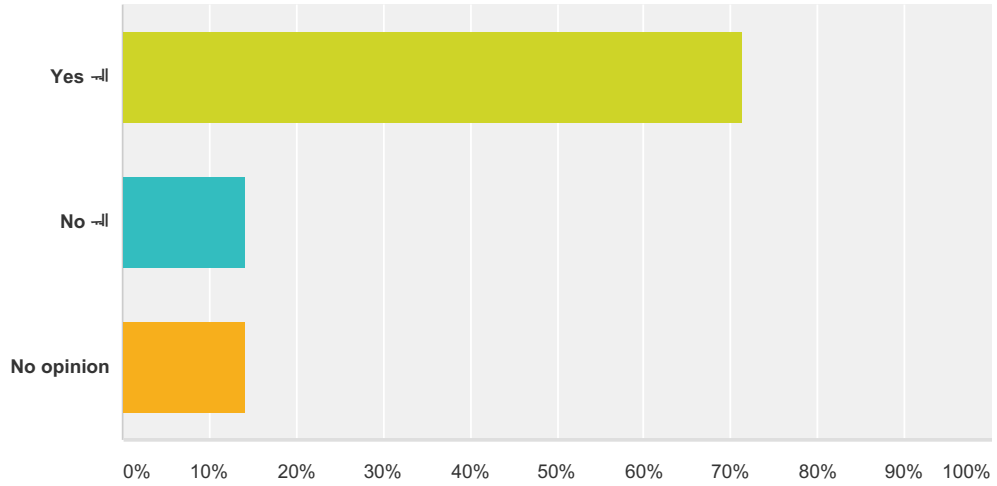
Answered: 85 Skipped: 4



Answer Choices	Responses
Don't recall	9.41% 8
No	23.53% 20
Yes If yes, do you consider this notification was adequate	56.47% 48
No	5.88% 5
Yes	48.24% 41
<b>Total Respondents: 85</b>	

### Q6 Q6: Did you support the staging of the 2016 Border Ranges Rally prior to the event?

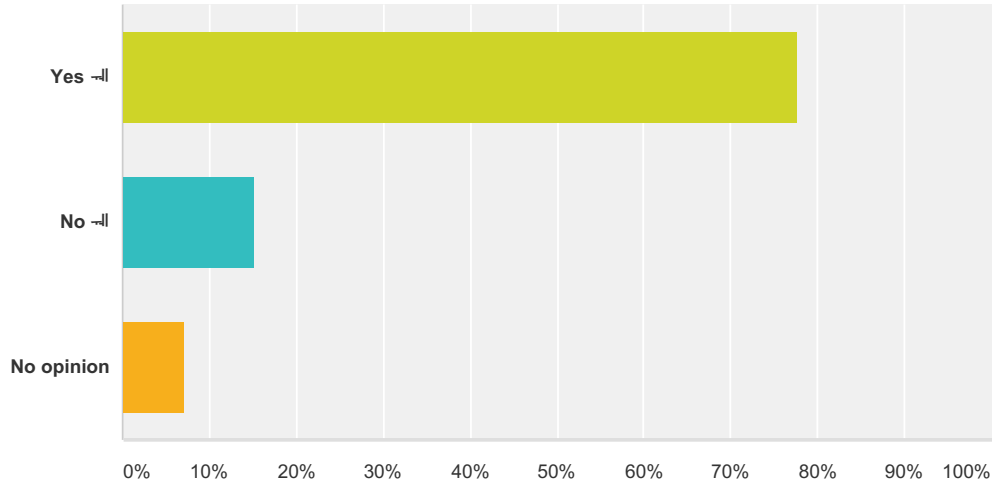
Answered: 84 Skipped: 5



Answer Choices	Responses
Yes =	71.43% 60
No =	14.29% 12
No opinion	14.29% 12
<b>Total</b>	<b>84</b>

**Q7 Q7: Do you support the staging of the 2016 Border Ranges Rally now that the event is complete?**

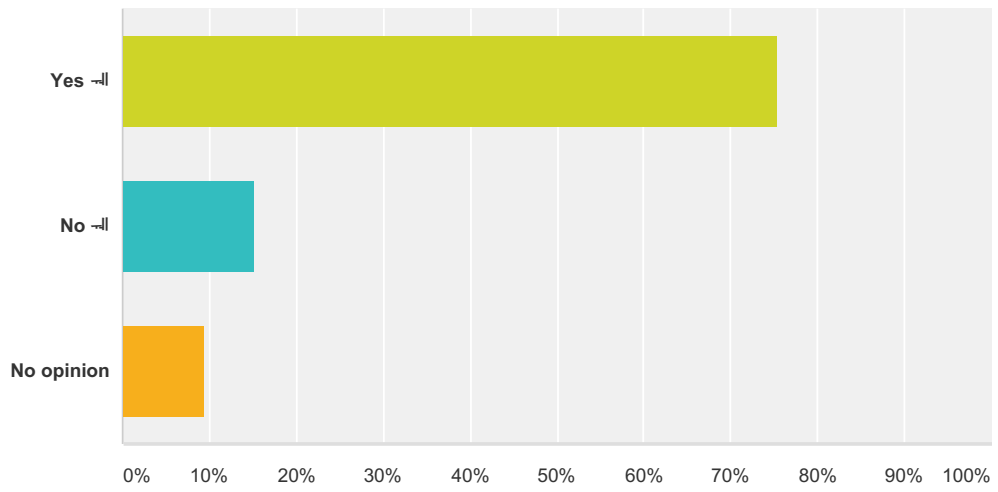
Answered: 85 Skipped: 4



Answer Choices	Responses	Count
Yes =	77.65%	66
No =	15.29%	13
No opinion	7.06%	6
<b>Total</b>		<b>85</b>

### Q8 Q8: Would you support similar events in the future?

Answered: 85 Skipped: 4

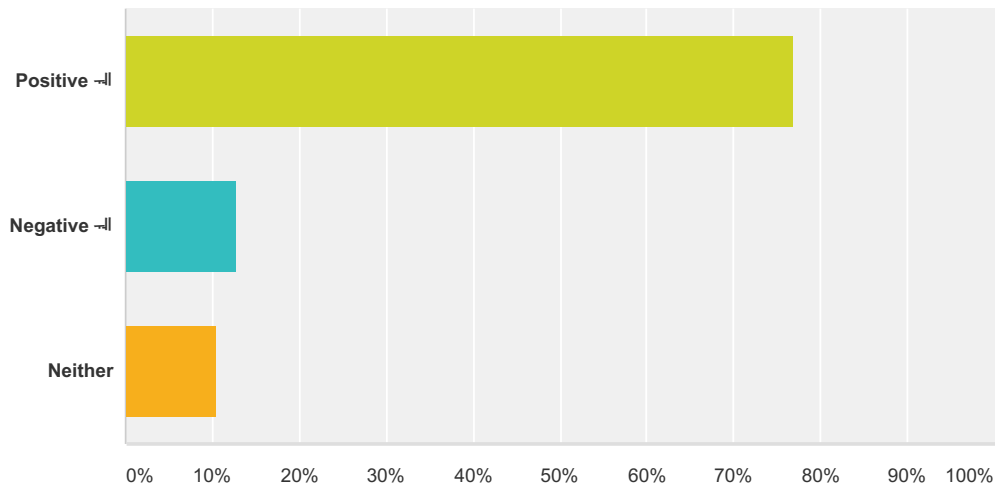


Answer Choices	Responses
Yes =	75.29% 64
No =	15.29% 13
No opinion	9.41% 8
<b>Total</b>	<b>85</b>



**Q9 Q9: What would you consider the overall effect of these types of events to be?**

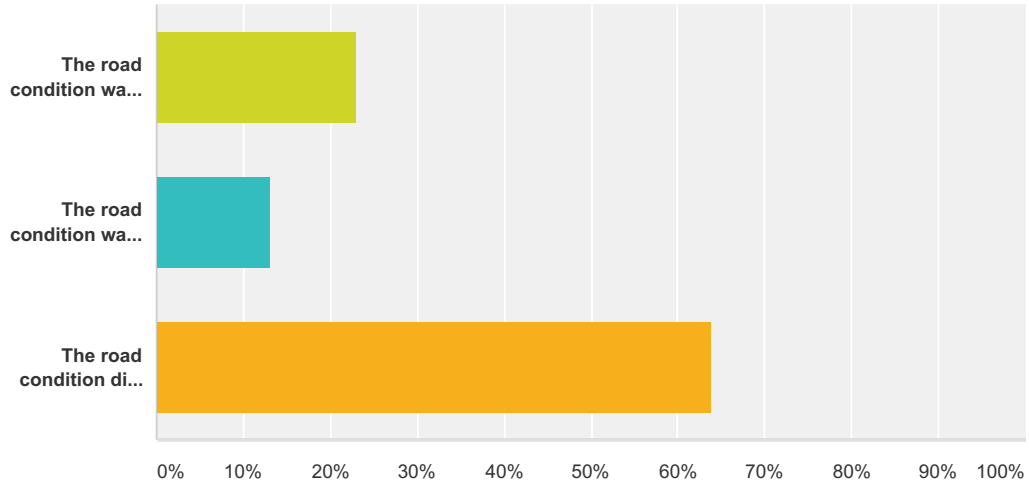
Answered: 86 Skipped: 3



Answer Choices	Responses
Positive =	76.74% 66
Negative =	12.79% 11
Neither	10.47% 9
<b>Total</b>	<b>86</b>

**Q10 Q10: In your opinion how did the condition of the road appear after the event was held?**

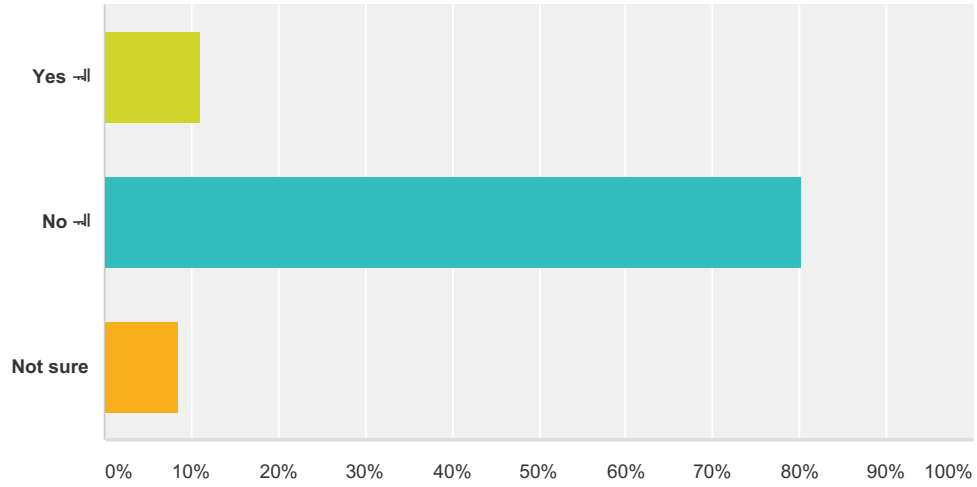
Answered: 83 Skipped: 6



Answer Choices	Responses
The road condition was worse after the event than before	22.89% 19
The road condition was better after the event than before	13.25% 11
The road condition did not change as a result of the event	63.86% 53
<b>Total</b>	<b>83</b>

**Q11 Q11: Did you identify any significant damage the 2016 Border Ranges Rally caused to Council infrastructure (roads, bridges, signs, etc)?**

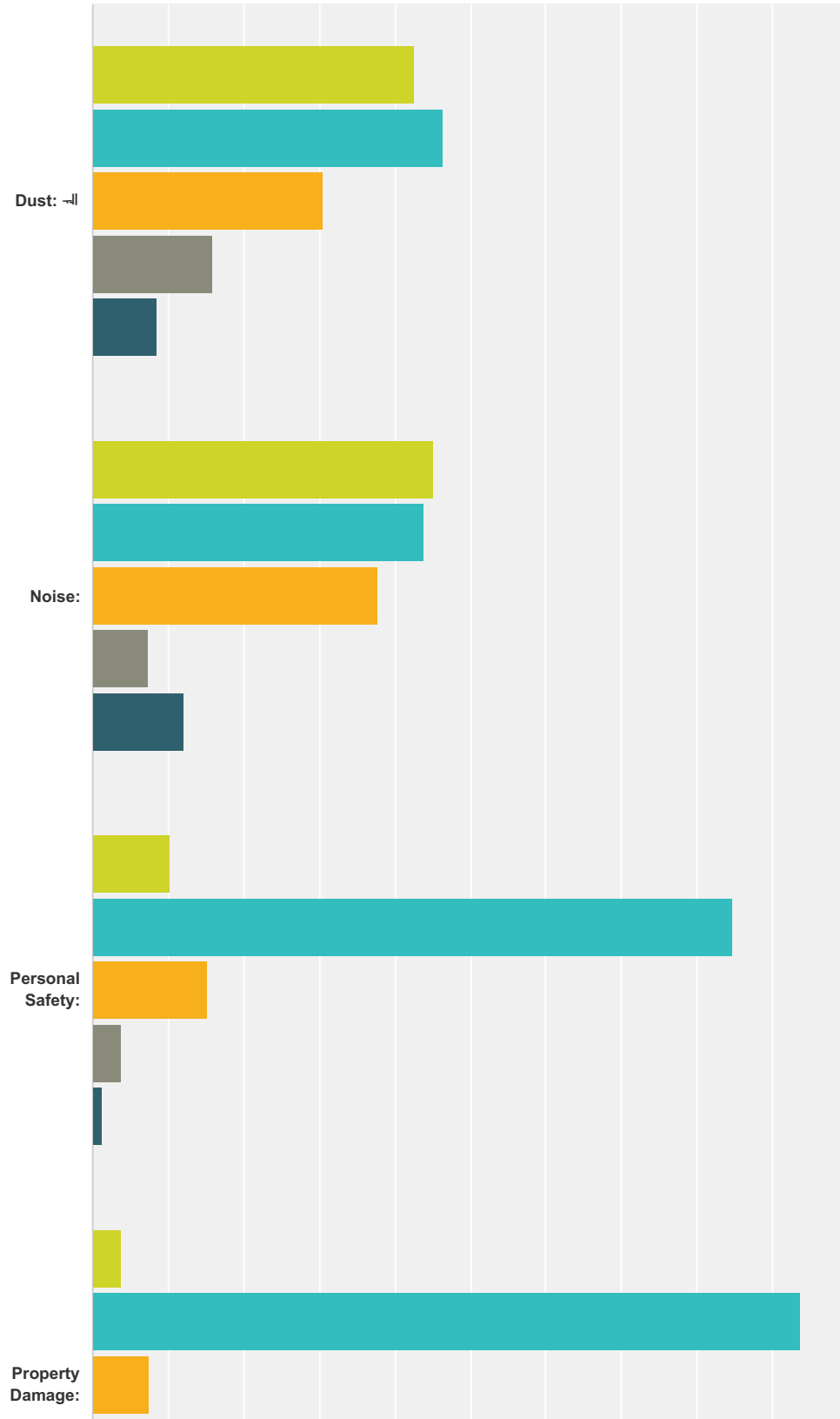
Answered: 81 Skipped: 8



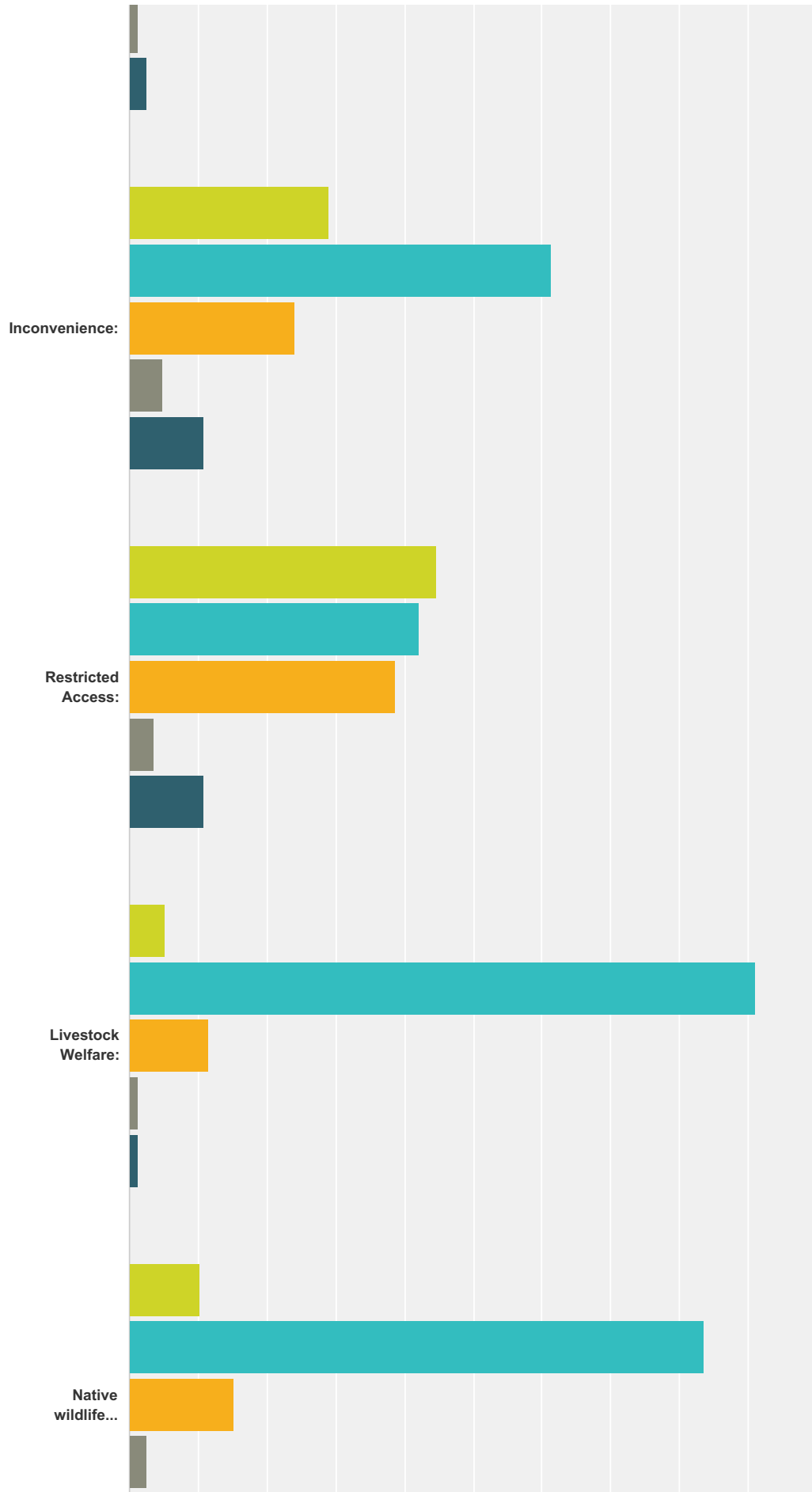
Answer Choices	Responses	
Yes =	11.11%	9
No =	80.25%	65
Not sure	8.64%	7
<b>Total Respondents: 81</b>		

**Q12 Q12: Did you experience any of the following issues, and how would you rate their impact on you?**

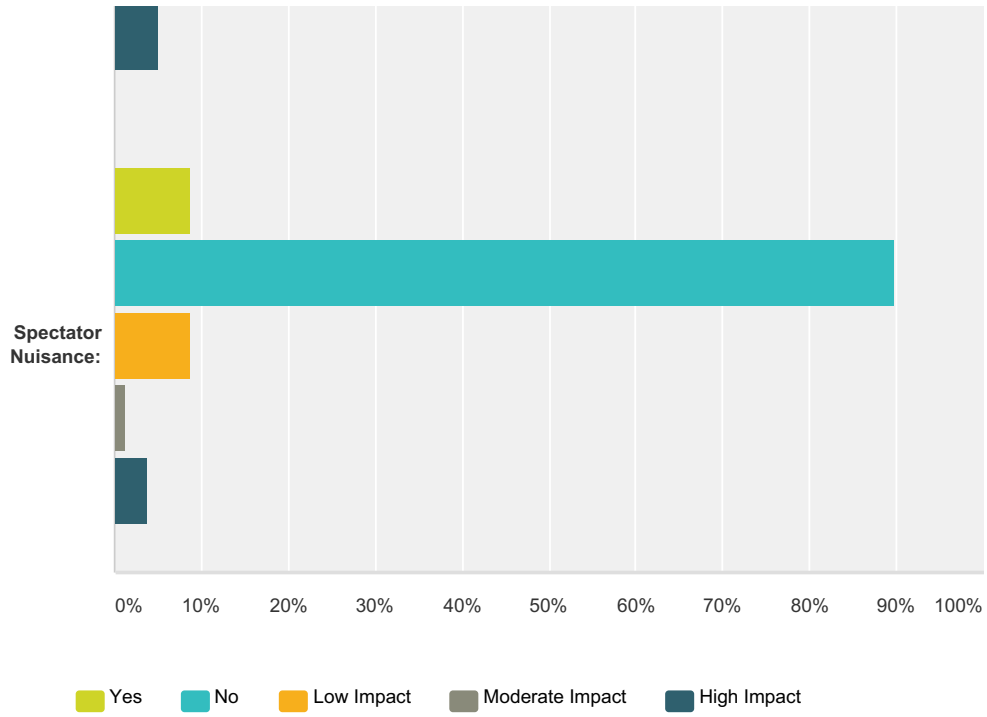
Answered: 84 Skipped: 5



# 2016 Border Ranges Rally Survey



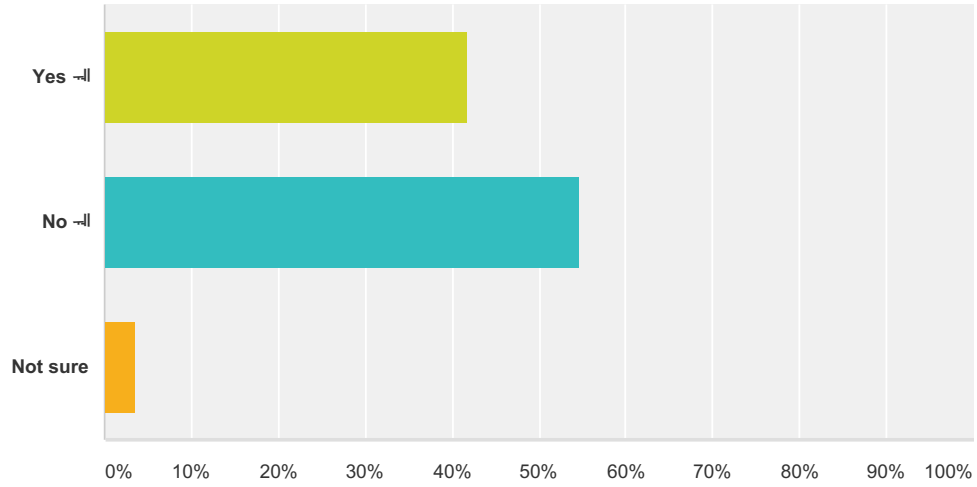
## 2016 Border Ranges Rally Survey



	Yes	No	Low Impact	Moderate Impact	High Impact	Total Respondents
Dust: =	42.68% 35	46.34% 38	30.49% 25	15.85% 13	8.54% 7	82
Noise:	45.12% 37	43.90% 36	37.80% 31	7.32% 6	12.20% 10	82
Personal Safety:	10.13% 8	84.81% 67	15.19% 12	3.80% 3	1.27% 1	79
Property Damage:	3.75% 3	93.75% 75	7.50% 6	1.25% 1	2.50% 2	80
Inconvenience:	28.92% 24	61.45% 51	24.10% 20	4.82% 4	10.84% 9	83
Restricted Access:	44.58% 37	42.17% 35	38.55% 32	3.61% 3	10.84% 9	83
Livestock Welfare:	5.13% 4	91.03% 71	11.54% 9	1.28% 1	1.28% 1	78
Native wildlife Welfare:	10.13% 8	83.54% 66	15.19% 12	2.53% 2	5.06% 4	79
Spectator Nuisance:	8.86% 7	89.87% 71	8.86% 7	1.27% 1	3.80% 3	79

**Q13 Q13: Did you have any contact with the Gold Coast Tweed Motorsporting Club representatives over the course of the event?**

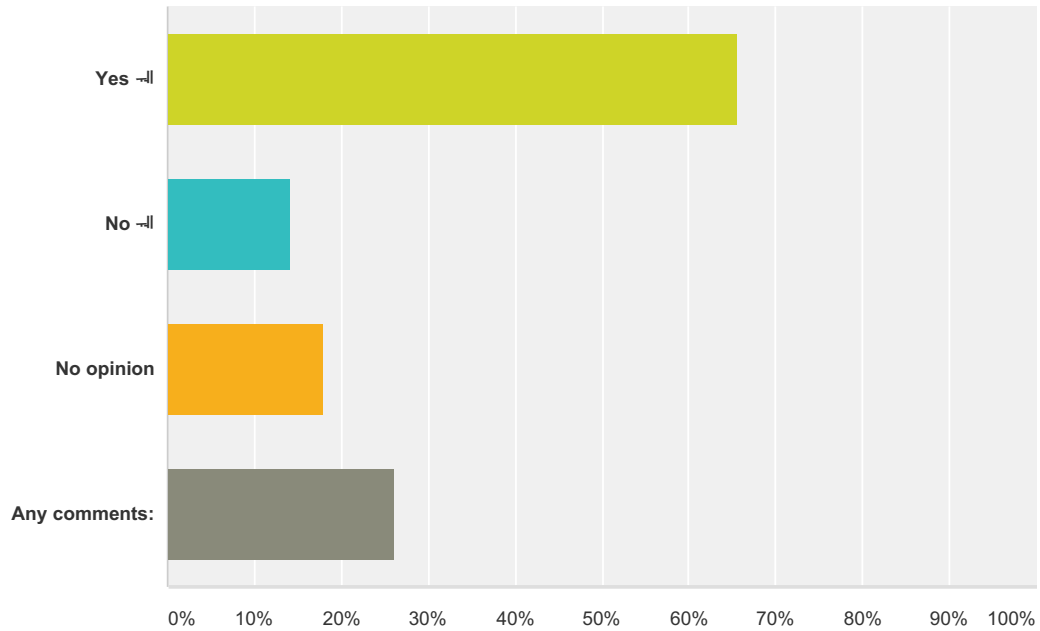
Answered: 84 Skipped: 5



Answer Choices	Responses
Yes =	41.67% 35
No =	54.76% 46
Not sure	3.57% 3
<b>Total</b>	<b>84</b>

**Q14 Q14: Were you satisfied with the actions of the Gold Coast Tweed Motorsporting Club representatives over the course of the event?**

Answered: 84 Skipped: 5

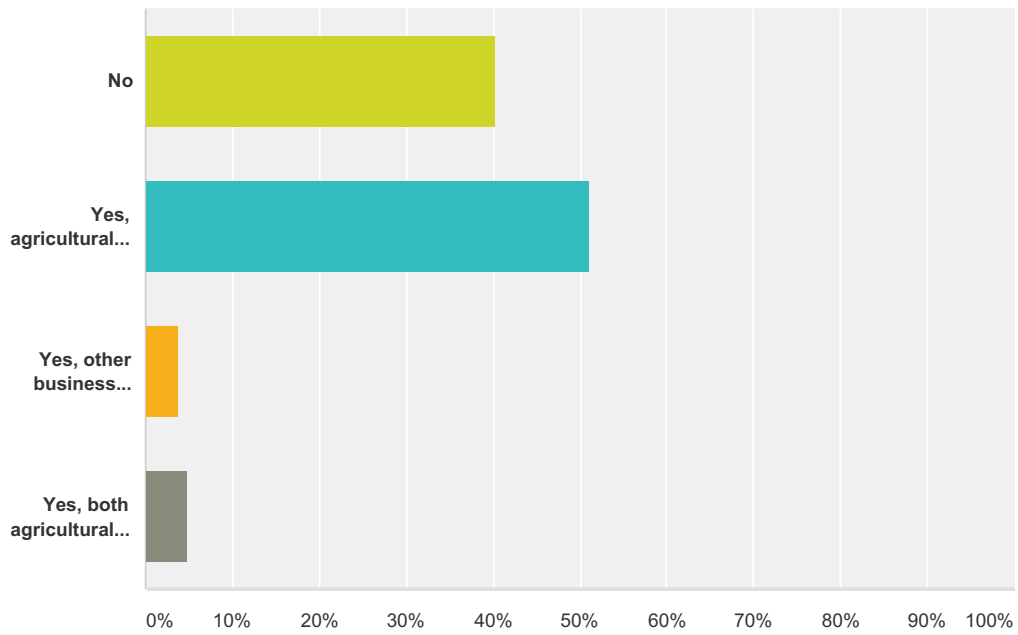


Answer Choices	Responses
Yes =	65.48% 55
No =	14.29% 12
No opinion	17.86% 15
Any comments:	26.19% 22
<b>Total Respondents: 84</b>	



### Q15 Q15: Do you conduct any business activity at this property?

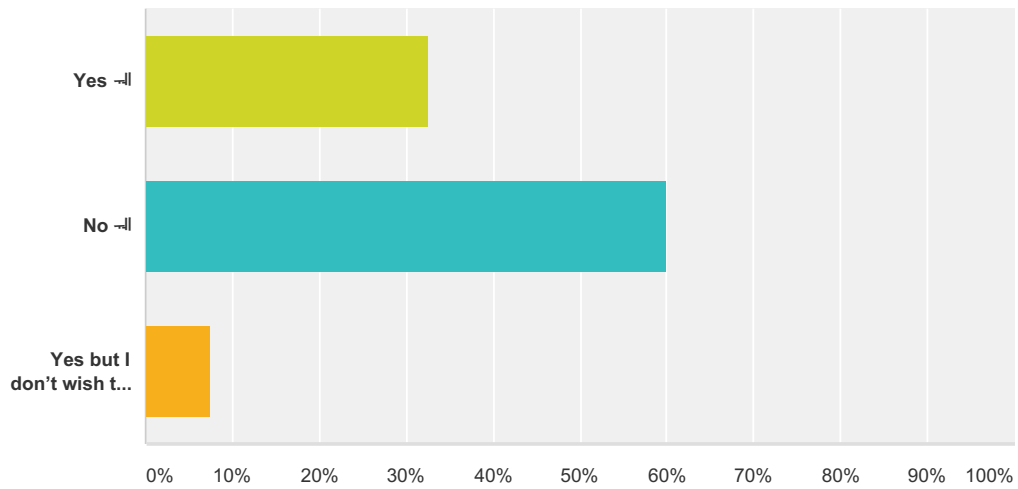
Answered: 82 Skipped: 7



Answer Choices	Responses
No	40.24% 33
Yes, agricultural activity <sup>⊞</sup>	51.22% 42
Yes, other business activity <sup>⊞</sup>	3.66% 3
Yes, both agricultural and other	4.88% 4
<b>Total</b>	<b>82</b>

### Q16 Q16: Do you conduct any other business activity away from this property?

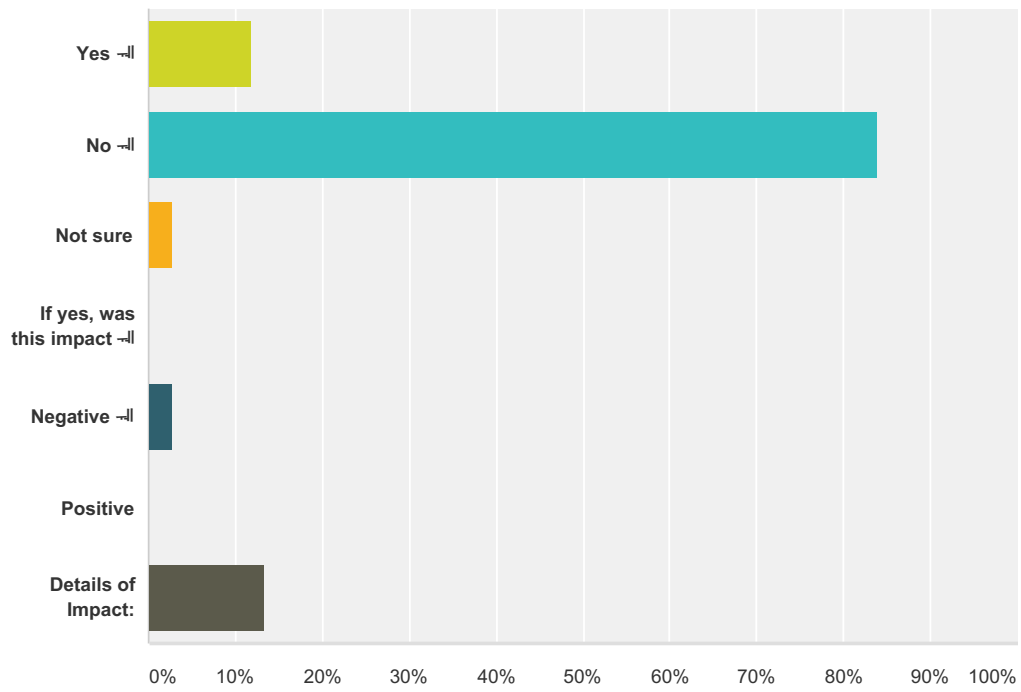
Answered: 80 Skipped: 9



Answer Choices	Responses
Yes =	32.50% 26
No =	60.00% 48
Yes but I don't wish to say what type	7.50% 6
<b>Total Respondents: 80</b>	

### Q17 Q17: Did the 2016 Border Ranges Rally have an impact on your business?

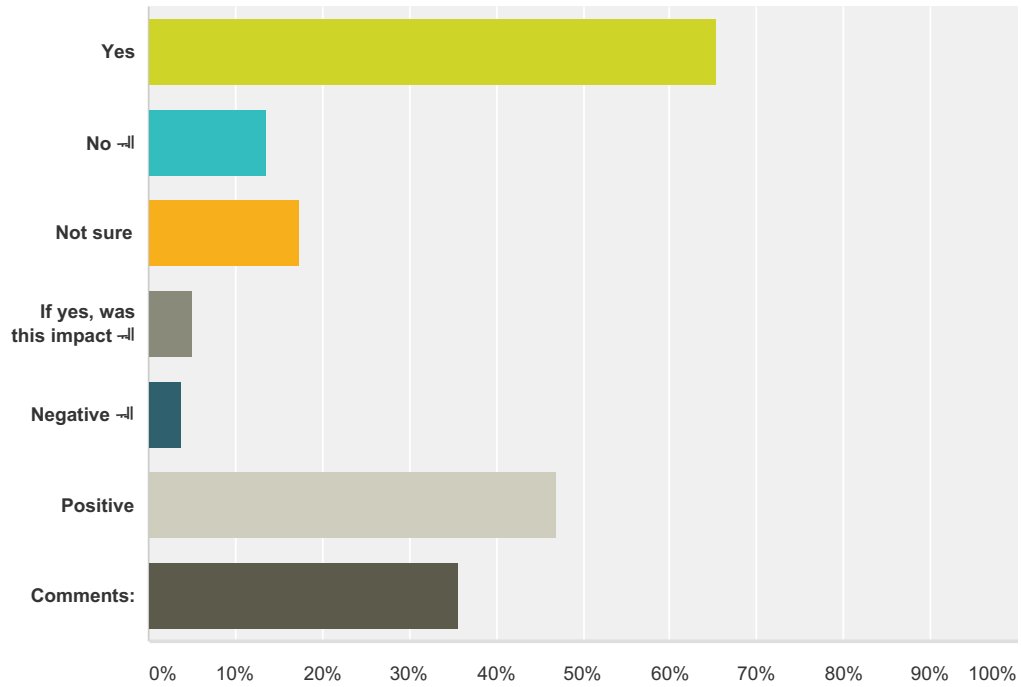
Answered: 75 Skipped: 14



Answer Choices	Responses
Yes =	12.00% 9
No =	84.00% 63
Not sure	2.67% 2
If yes, was this impact =	0.00% 0
Negative =	2.67% 2
Positive	0.00% 0
Details of Impact:	13.33% 10
<b>Total Respondents: 75</b>	

### Q18 Q18: Do you believe the 2016 Border Ranges Rally had an impact on the wider community of the Kyogle local government area?

Answered: 81 Skipped: 8



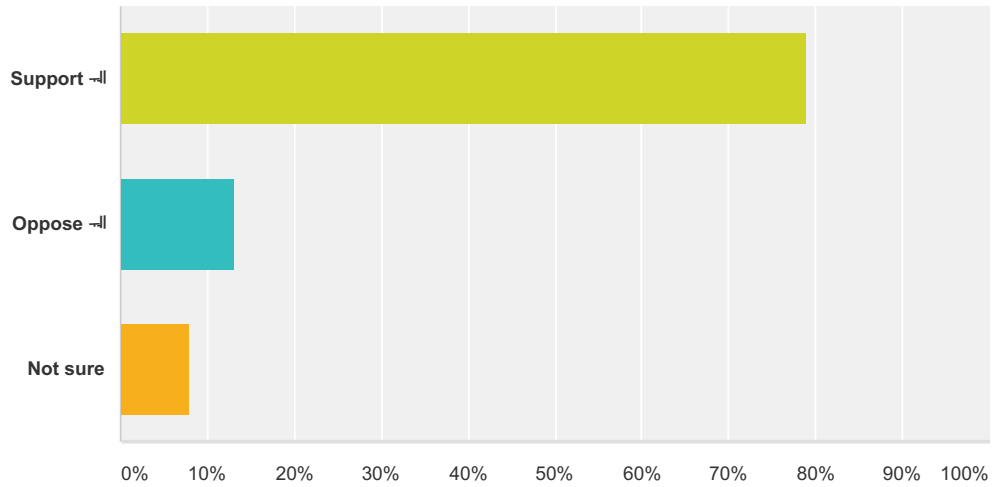
Answer Choices	Responses
Yes	65.43% 53
No	13.58% 11
Not sure	17.28% 14
If yes, was this impact	4.94% 4
Negative	3.70% 3
Positive	46.91% 38
Comments:	35.80% 29
<b>Total Respondents: 81</b>	

**Q19 How could the Border Ranges Rally be improved to benefit the local community?**

Answered: 38 Skipped: 51

**Q20 Q20: If the organisers of the Border Ranges Rally applied to run the event in the Kyogle Local Government Area in future, do you think Kyogle Council should support or oppose the application?**

Answered: 76 Skipped: 13



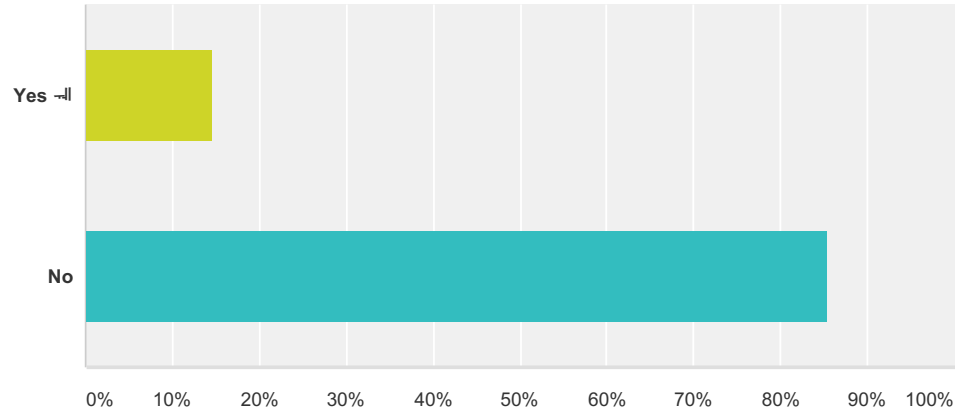
Answer Choices	Responses	
Support =	78.95%	60
Oppose =	13.16%	10
Not sure	7.89%	6
<b>Total</b>		<b>76</b>

**Q21 Q21: Would you like to add any further  
Comment?**

Answered: 46 Skipped: 43

**Q22 Q22: Did you have any additional information to provide with your survey response?**

Answered: 48 Skipped: 41



Answer Choices	Responses	
Yes =	14.58%	7
No	85.42%	41
<b>Total</b>		<b>48</b>